

## 15x15 CO Sensor 1000 ppm Package 110-109



### BENEFITS

- Small Size with Low Profile (20x20x3.8 mm)
- Long Life (10 years expected life)
- Fast Response (< 15 seconds)
- Robust (passes 5000 ppm overload)
- Low Power (0 mW @ 0 mV bias)
- Individually Calibrated (NIST Traceable)
- ROHS Compliant

### APPLICATIONS

- Residential and Commercial CO Monitoring
- Industrial CO Monitors
- Ventilation Control
- RV and Marine CO Monitoring
- Indoor Air Quality
- Outdoor Air Quality

### DESCRIPTION

SPEC Sensors' Screen Printed ElectroChemical sensor technology (SPEC Sensor™) revolutionizes the current state of the art, enabling new applications in consumer and industrial safety monitoring. SPEC's printed sensors offer the performance of the best quality electrochemical sensors at a fraction of the price. SPEC's printed sensors are also ultra-thin, offering easy integration into wireless, portable, and networked solutions. These sensors are ideal for health, environmental, industrial and residential monitoring, because of their high performance, low cost and small size.

## Incorporates SPEC Sensors' 100-102, ETL recognized component



Conforms to UL STDS 2034 & 2075

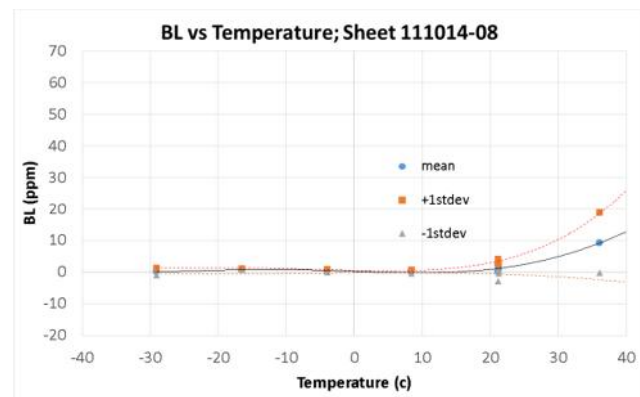
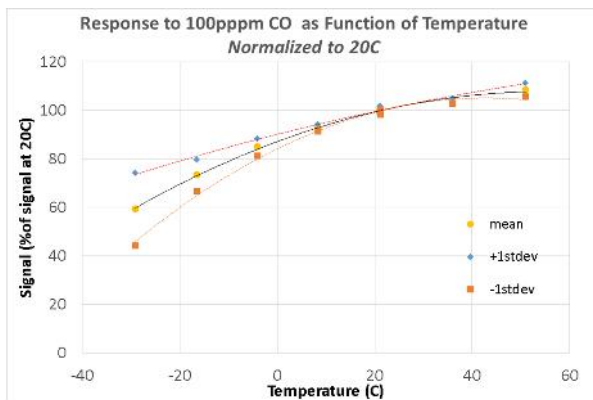
Certified to CSA STD 6.19-01

## SPECIFICATIONS

<b>Measurement Range</b>	0 to 1,000 ppm
<b>Detection Limit</b>	0.5 ppm
<b>Resolution</b>	< 100 ppb (instrumentation dependent)
<b>Repeatability</b>	< +/- 2 % of reading
<b>Response Time – T(90)</b>	< 30 seconds (15 seconds typical)
<b>Sensitivity</b>	4.75 +/- 2.75 nA/ppm
<b>Overload</b>	Passes EN20291-1 Sec. 5.3.6 5,000 ppm overload
<b>Expected Operating Life</b>	> 5 years (10 years @ 23+/-3C; 40+/-10% RH)
<b>Operating Temperature Range</b>	-30 to 55C (-20 to +40 °C continuous recommended)
<b>Operating Humidity Range – non-condensing</b>	15 to 95% recommended continuous 0 to >95% RH - intermittent
<b>Operating Bias</b>	0 to 5 mV
<b>Power Consumption</b>	10 to 50 uW (circuit & ambient CO dependent)

## TEMPERATURE EFFECT

Temperature fluctuations have a predictable, easily compensated effect on the sensor signal. The figures below show the typical Temperature dependency of the output and baseline of 3SP\_CO\_1000 sensors under constant humidity of 40-50 % RH. This is a very uniform and repeatable effect, easily compensated for in hardware or software.

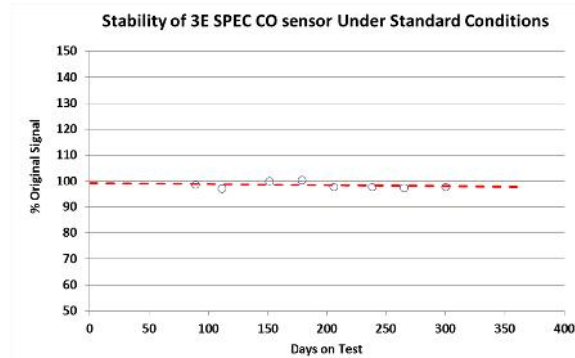


<b>Temperature Coefficient of Span (Typical)</b>	-20°C to 10 °C	0.9% / °C
	10°C to 40 °C	0.3% / °C
<b>Zero shift (ppm/deg) (Typical)</b>	-20 to 0 °C	0.06 ppm/deg C
	0 °C to 25C	0.4 ppm/deg C
	25 to 40C	1.4 ppm/deg C

## LONG TERM STABILITY

The figure at right shows response of a set of 34 sensors over 12 months under standard test conditions. *Sensor output is plotted as % of the initial response to 150ppm test gas.*

*(Data from UL Component Recognition Test; Nov 2014-Oct 2015.)*



## CROSS SENSITIVITY

Most chemical sensors exhibit some cross-sensitivity to other gases. The following table lists the relative response of common potential interfering gases, and the concentration at which the data was gathered.

Gas/Vapor	Concentration	Typical Response PPM CO
Carbon Dioxide	5,000 ppm	< 1
Hydrogen	100 ppm	17
Methane	3,000 ppm	< 1
Ammonia	100 ppm	< 1
Nitrogen Dioxide	10 ppm	< 1
Hydrogen Sulfide	25 ppm	< 1
Carbon Monoxide	400 ppm	400
Ozone	5 ppm	< 1
Sulfur Dioxide	20 ppm	< 1
Chlorine	10 ppm	< 1
n-Heptane	500 ppm	< 1
Toluene	200 ppm	< 1
Isopropyl Alcohol	200 ppm	1.3
Acetone	200 ppm	< 1

## IMPORTANT PRECAUTIONS

All sensor designs are made for air monitoring @ 1 atm +/- 0.2 atm. Because applications of use and device implementation are outside our control, SPEC Sensors cannot guarantee performance in a given device or application, and disclaims any and all liability therefore. **Customers should test under their own conditions to ensure the sensors are suitable for their requirements.**

Contact the factory to discuss specific concerns that might damage the sensor performance or life.

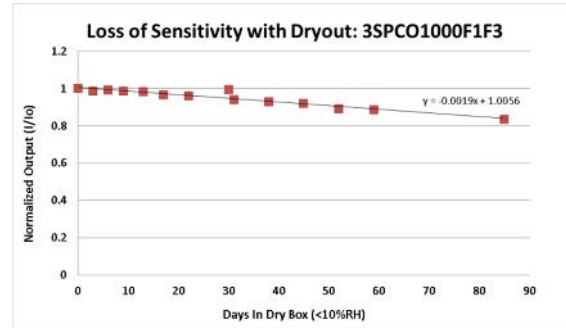
- Condensation and Water (1)
- Salt Water Contamination (1)
- High Temperature Operation (> 70C) for more than 1 month
- Low Humidity Operation (< 15% RH) for more than 3 months
- High Bias voltage
- Highly contaminated air over a prolonged period
- High levels of particles or soot (unless proper filtering is provided)

(1) Use of porous PTFE membrane or filter cap may address this concern)

**Low Humidity** – SPEC CO sensors have been tested under low humidity conditions to ensure stable response during intermittent exposure to very dry conditions.


As shown in figure at right, presenting data collected over 3 months in <10%RH, the response of the sensor is virtually unchanged after 30 days, and remains within 20% of the initial signal over the 3 month test period..

**NOTE: the 3SP-CO-1000 sensor is not intended for continuous operation at <10% RH. Extended periods (>60-90 days) of operation in <10% humidity may permanently damage the sensor.**



## MARKING INFORMATION

All gas sensors are tested and marked at the SPEC Sensors factory. Sensors include a label with an alpha-numeric code and a two-dimensional bar code. The codes include the information indicated in the table below.


	Unique Serial Number	Sensor Part Number	Target Gas	Date Code (YYMM)	Sensitivity Code (nA/ppm)
					
<b>Alph-Numerica Code:</b>		100102	CO	1510	4.94
<b>2D Code:</b>	101915010906	100102	CO	1510	4.94

## STORAGE CONDITIONS

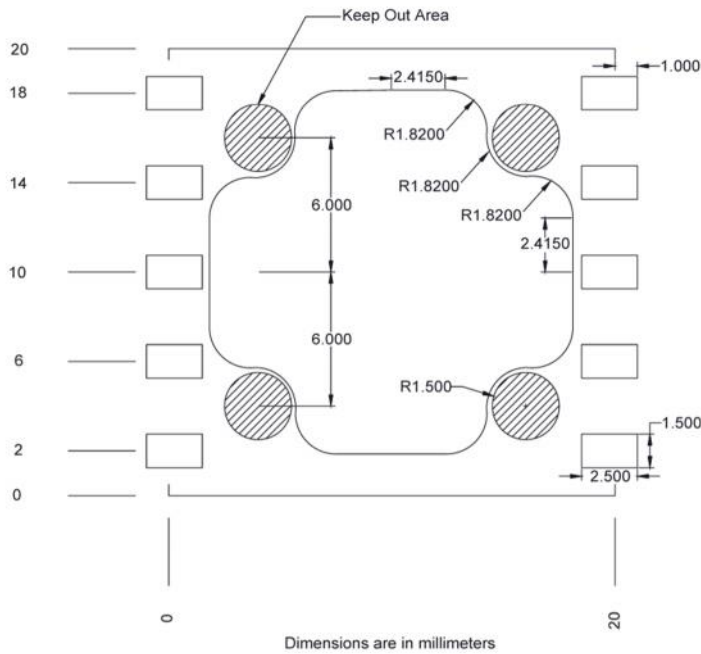
The calculated shelf life for sealed, packaged components is 12 months from the pack seal date, when stored in the factory-sealed bag under the following conditions:

- A. Temperature: 5 to 25 °C
- B. Relative Humidity: 20 to 80%
- C. Pressure: 1 ± 0.2 atm
- D. Storage Time: 12 months

## DIMENSIONS



## PCB LAYOUT GUIDELINES



PIN	CONNECTION
1	WORKING
2	NC
3	NC
4	NC
5	REFERENCE
6	COUNTER
7	NC
8	NC
9	NC
10	WORKING